

fears could not alarm him. God just shut the lions' mouths, so they would not harm him.

6.7 DID YOU NOTICE HOW THE LORD TOOK SUCH GOOD CARE OF DANIEL? He has three friends when they were supposedly "castives of Judah"?--Dan. 2:25. In your further studies of Daniel you will see that he never took the glory for himself but always prayed for God's help & guidance & never failed to give God the glory & take advantage of every opportunity he could to witness to the World Empire leaders & peoples of his day! Hallelujah! Can the children now retell the story of Daniel 1 & emphasize the most important lessons learned from it? They may like to read the chapter onto tape & replay it--even dramatize it in different character

roles! Young children could briefly dictate the story to you to write in their notebooks & then read back to you!

5.8. SO THERE'S A START! Just try to include in your daily Bible study a school subject-area your child needs to work on. You can easily applied to the Bible theme. Have several ideas in mind for each study chapter & on-hand. **PRAY** for good fruits, & make it fun! (Deuteronomy 6:6,7.) God bless you with the Wonder Working Wonders of His Word! P5: Please read also Dora T's Pre-School Bible Curriculum Plan! (SD 82-3)--For tips on teaching even little ones two-years-old with Bible-School! GBY all!

U.S. EXPEDITION WILL TRY TO FIND NOAH'S ARK UNDER ICE ON MT. ARARAT
by Roger Langley of National Enquirer magazine.

A scientific expedition to uncover the remains of what is believed to be Noah's ark, buried under hundreds of tons of ice on Mount Ararat in eastern Turkey, is scheduled to begin this spring. A ship-like outline imbedded in the ice on the mountain has been reported by several airplane pilots. Chunks of oak wood, reported to have been brought back from the mountain in 1955 & 1968, appear to have been shaped with tools. The 1955 wood specimens were estimated to be about 5,000 years old by experts in France, Spain & Egypt.

It is expected to take two years to uncover the object. The Arctic Institute of North America, one of the world's foremost polar research organizations, will conduct the expedition. The Scientific Exploration & Research (SEARCH) Foundation will supply \$1.2 million to finance the project. An honorary vice-president of SEARCH is H.H. Hunt, a Texas millionaire.

"Finding Noah's Ark would, without question, be the greatest archaeological find in history", said James Lee, vice-president of SEARCH. "The stakes on this are as high that it would be negligent not to proceed & find out what it is that's on that mountain." Robert Taylor, director of the Arctic Institute of North America, said: "We need objective appraisals to strengthen findings. I can't explain how wood that size & age could get to that height. Whatever is there is going to be of great archaeological interest."

Reports of Noah's Ark being located on Mount Ararat have come for centuries. The Bible, in Genesis, Chapter 8, Verse 5, says, "...The Ark came to rest on the mountain of Ararat." Marco Polo, who traveled through the area in about 1300, mentioned the existence of the Ark near the summit of Ararat. Frederic Parrot, a Russian doctor, in 1829, climbed Mount Ararat & claimed he found ancient wooden remains. And in 1840, after an earthquake, Turkish authorities sent workers to the mountain to build barricades against avalanches. One group of workers reported seeing the prow of a ship jutting from an ice pack.

In modern times, a French industrialist, Fernand Navarra, reported finding the Ark in 1937, while mountain climbing. He returned to the site in 1955 & brought back several pieces of wood, then wrote a book about the experience entitled, "I found Noah's Ark." About 12 years ago, the Turkish Army Signal Corps took an aerial photograph which showed a ship-like outline on Mount Ararat.

"Commercial aviators flying over Ararat persist in reporting a ship-like shadow in the ice when it is clear of surface show a phenomenon also observed by Harry Crawford & Fernand Navarra on different occasions." According to the preliminary report on the Mount Ararat Expedition prepared in February of this year by SEARCH, Crawford is director of field operations for the organization. Navarra said he found the Ark on the south side of the mountain, about 13,000 feet above sea level. He estimated the size to be about 450 feet long & about 90 feet wide at its broadest point. (Gen. 6:15)

Navarra said he & his son, Raphael, then 11, who made the climb with him, found a 150-foot long piece of timber sticking out of the ice pack & covered with pitch. The Bible records that Noah was told by God to cover the Ark completely with pitch. (Gen. 6:14) Navarra said he cut off a five-foot piece which he then cut into smaller pieces to fit into his knapsack. The timber Navarra said he brought back appears to have been squared off & shaped with tools.

MODEL OF THE ARK OF THE COVENANT

Style A

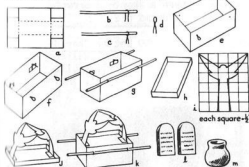
Materials: Three 4"x6" index cards, ruler, pencil, scissors, gold paint and brush, glue, 4 pieces wire 1 1/2" long, 2 thin sticks (sucker or swab sticks), cellophane tape

Procedure: Draw lines on index card as in sketch a, then cut and fold as directed. Paste tabs on inside of flaps to form open box. Paint gold.

Make a loop in middle of each piece of wire by bending it around a stick. Remove stick. Straighten ends of wire (sketch b) and insert into holes indicated in Ark (sketch c). Bend one end of wire parallel to side of box and tape (sketch d). Other end of wire forms support for Mercy Seat. Insert loops into loops (sketch e).

Cut an index card to make a piece 3 1/2"x1 1/2" with a 1/4" margin. Fold on this margin to fit into top of Ark (sketch h). Enlarge pattern and cut out cherubim (sketch i), and paste to Mercy Seat (sketch j).

Make models of articles kept in Ark (Hebrews 9:4)-the modeling clay to make tables of stone and pot of manna (paint pot gold). Find a small twig for Aaron's rod that budded. Place objects in Ark.



Style B

Materials: 1 piece wood or styrofoam 1/4"x1 1/4"x3/4", glue, glue, 2 pieces wire 2 1/2" long, gold paint, 2 pins, 2 beads, 2 pieces gold paper 1/2"x2", tape, scissors

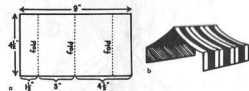
Procedure: Make a groove in each side of black near top and glue in wire handles. Paint gold. Make two cherubim by putting small beads (for heads) on straight pins and adding wings of gold paper (sketch a); bend pins and insert them in Ark (sketch b).



SIMPLE PAPER TENT

Materials: 1 piece construction paper 4 1/2"x9", crayons

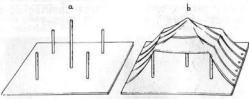
Procedure: Fold paper in four sections as in sketch a. Color with crayons as in sketch b. Tents may be used effectively on Sand Table *Stories* or for Table-Top Scenes.



TENT MODEL

Materials: 1 piece cardboard 11"x13", four sticks or metal skewers 4" long and one stick 7" long, striped material 12"x18", glue, scissors, thumbtacks

Procedure: Glue end of longest stick in center of cardboard. Glue ends of other four sticks to cardboard as in sketch a. Lay glue dry. Arrange material over sticks. Fold edge of material under along each side and glue or thumbtack corners to cardboard. Then glue or thumbtack sides to cardboard. Glue front edge of material (or thumbtack from inside) to top of two interior sticks.



Tables of Stone

Use a piece of scrap lumber or plywood the size that will take the printing of a suitable verse on it. Let

Thou shalt love the Lord thy God with all thy heart and with all thy soul and with all thy mind.

the children cover the board with clay (gray or tan-stone color). Pat the clay over the board in a thin layer and smooth out to stone texture. Primary children can print a verse in the clay with a sharp object.