

Look in the Dictionary! ✓

1. taskmaster - one who forces heavy labor
2. afflict - to trouble, cause suffering to
3. rigour - harshness, strictness
4. embalm - preserve (corpses) with spices
5. hieroglyphic - picture writing in ancient Egyptian form.
6. papyrus - a kind of paper which was made from papyrus stems by ancient Egyptians.

Name the Pharaoh of Egypt who "knew not Joseph."


RAMESSES II

these verses", etc.





RESEARCH MATERIALS:

19. THERE'S NO NEED TO FEEL "FLUSTERED" THAT YOU JUST DON'T HAVE ALL THE TEACHING AIDS & MATERIALS NEEDED to keep your Bible studies interesting! We've been very thankful & pleased to see how our own Family Pubs offer the very best in Bible materials, & they've kept us plenty busy for those hours now! Keep right on hand, nearby your school-table for quick & easy reference:

- Your Bibles, pens & straight edge;
- Children's lined notebooks;
- A suitable dictionary;
- World atlas, globe or wall map;
- A Bible Concordance;
- Halley's Bible Handbook; (Dad says it's good on history & facts but not on prophecy!)-Or Bible Dictionary;
- A general Encyclopedia of famous people, events & topics;



SCRAMBLE

	
IN THE	COAT
LEHJAD NOLIS EDN	SHOPIJES LOCSOR
	
THE OF	
SLAWL CHIREJJO	SHINAO RAK

CAN YOU UNSCRAMBLE THE WORDS UNDERNEATH EACH PICTURE AND PUT THE RIGHT TITLE IN THE PICTURE?

CAN YOU UNSCRAMBLE THE WORDS UNDERNEATH EACH PICTURE AND PUT THE RIGHT TITLE IN THE PICTURE?

Any Bible Flannelgraph supplies you may have;

All your related Family Pubs: "Bible-In-pictures" Series (to be continued!); "7000 Years World History" by Paul T. plus its accompanying "Timeline", (FC10);

Children's True Komix mags & other children's editions of the Letters.

20. DON'T FORGET TO REFER FREQUENTLY TO YOUR ML VOLUMES & OTHER FC PUBS, i.e.

"Language With A Purpose" Grammar exercises, Math & Science & Geography classes, etc. for illustrations or related teaching ideas to include in your Bible curriculum! You'll find that biographies of famous men & women mentioned in the ML's will very easily blend with many teaching themes you'll come across in the Bible or studies of pioneers, great men of Faith, or the Hebrews 11 "Hall of Fame", which is a tremendous memory chapter that used to be "required" of all our early day pioneers!

21. MAKE A STUDY TOGETHER OF THE DIFFERENT TYPES OF RESEARCH MATERIALS YOU CAN USE IN YOUR BIBLE-SCHOOL TIME.

Present to the children several reference books, for example a dictionary, an encyclopedia, a Bible Concordance, a Bible dictionary, an atlas or map & your Bible & ML volumes.

Propose to the children a few questions of things you would like to look up & act as if you wonder which of the books you would use to look up each subject. Remember that a System dictionary or encyclo-

pedia may not give you the real meaning of a spiritual principle. Explain the difference in the spiritual inspiration & truth in the Bible & MO Letters compared in system books; then explain the use & purpose of each book. Point out the index & table of contents, which books use alphabetical order, which are specific Bible study books, etc.

BIBLICAL MEMORY

(DAVIDA HAS A DEFINITE, SPECIAL WAY FOR EASILY LEARNING HIS MEMORY VERSES, that's for sure! (I have to learn the same verses daily to help him review & never had a difficult time memorising, but he far surpasses my capabilities!) Davida is much, much slower to learn, but I've learned to accept by faith that even my prompting her & not forcing her to repeat & quote too often so as to frustrate her, but rather by simply repeating verses to her frequently throughout the day, that she does learn it & retain it, even if she only quotes it once herself that same day. David's verses are sometimes too difficult for her to learn, being 14 months younger than he; in this case, I usually only require of her a simplified version of the same verse he is learning, & only ask that she repeat her version of the verse. This encourages her that she doesn't have to compete or meet the same mark that David does, & she really does learn by proxy the long version of the verse & can often quote it along with him at a much later date & much to our surprise, PTI!

23. THE KEY TO MEMORY IS REPETITION--REPETITION IS THE LAW OF MEMORY!

The children have learned that "As you pour out, He'll pour in & you can never out-pour Him", so verbally quoting their verses to edify others helps to lock the Word away in their hearts! As long as they hear the verse repeated, many, many times throughout the day, as well as read the verse oftentimes throughout the learning period, they not only hear it & see it often, but have the encouragement of learning it together along with you & you've avoided the drilling or testing frustration such as memory work can be to many little children! We like to try at least to make a little poem or song to memory verses, or if nothing else, simply tap out the rhythm of the verse on the table as we say the verse, to give it at least a little more rhythmic enjoyable pattern to remember it by. This is the beginning building-block, by the way,

for composing a little song which oftentimes easily follows with inspiration! 24. THE QUESTION OF HOW TO REVIEW THE MANY, MANY MEMORY VERSES that David had hidden in his heart!--Cassette tapes have really worked for us! I tape it & play it, & keep taping them & keep playing them, & God's Word promises that no matter what you do or fail to do to review a verse--it will not return void! Encourage the children to quote aloud the verses they've learned if ever referred to in the Bible or MO Letters! (Isaiah 55:11) Don't forget to learn the reference faithfully along with the verse!--How can you find the verse when you need to if you don't have his "address"? We sometimes play a witty-nessing skit--I'm the sceptic (the kids always want me to be the bad guy!) & David the witnesser. I challenge him when he tells me about Jesus or the Bible, "Oh yeah? Show me, right now!" He's often baffled for a moment & usually can't think of it right then, but when we do recall the reference & find it, he always says "Oh, I know it! Try me again!" --Fun!



David wears his "Word badge" of memory verse typed on & pinned so he can read & review.