



Homemade dollhouse Carmen made for 1 1/2 year old Davida with household crafts objects & magazine pictures.



"Me Oh My! Look who got into my paintbox!"




"Wanna play with me?"



Thanks, Rabbit, for the censorship!



Busy-boy at work--cat-washing!



A joyful visit to Mommy & Daddy's room for fun & fellowship!

"SCHOOLTIME"--Chapter 55.

1. THE BIG CHALKBOARD IN OUR NEW HOUSE HAS BEEN A TREMENDOUS ASSET for learning to read, write, draw, & learn numbers. We almost always try to have at least a small chalkboard for schooltime. You can make your own by painting a smooth cement wall or board with several layers of black mat paint, available at most hardware stores, or look for a small slate at a toy store or second hand shop.

2. DITO ALSO LIKES TO USE THE DICTIONARY. When someone says a new word or he comes across a new one in his reading text, we like to look it up together, read what it's about, & sometimes we research it further in the Encyclopedia. The dictionary really is fun. Can you imagine that he'd be interested in such a big word book at this age?

3. HE IS NOW RECOGNIZING BY SIGHT THE NUMBERS 11-20 MUCH BETTER. But when counting out he almost always skips the no. 17. A big numbered calendar on the wall has helped to follow the sequence of the days in number.


4. USING THE KITCHEN FOOD SCALE, THE ADULT WEIGHT SCALE & A SMALL POSTAGE SCALE,

2 yr. 11 mo. 12/77 Madrid light" terms. He picks out objects around him that he wants to place on the scales & see what outweighs the other. It's real fun & he likes to pile on heavy things to try to reach the big number 100! We've used a calculator for multiplying simple numbers of groups of cars & toys, etc.--of course he likes punching the buttons & it's a good review of recognizing numbers 1-10.


5. WE'VE WORKED WITH SMALL NUMBER RODS TWICE, grouped objects of the same shapes together, made PAIRS of things, & worked on basic addition such as 1+1, 2+1, 2+2, etc. several times, always using objects for counting out & illustrating the math problem. He knows well how to



Do I look as studious as I am in Dave's glasses!



Word games on chalkboard.



By the way, the Lord supplied this big chalkboard in a house we rented! Just what we needed! (Ph.4:19)



Grouping objects by properties: wood, metal, etc.

tell time on the hour, but what really helped him learn this better was setting his "own" alarm clock, & being able to move the hands on the toy wooden clock that PG Rome sent him. He likes very much to set the alarm 1 hour in advance so that



I know it's 2 am, Al, but you'll love this book on machines!



Reading corner & school table with added book shelves nearby.