



MLK #202  
FD/MM/FM  
Dec. 2004

# PERFORMING 100%\*

FOLD  
SWEET  
FOLD!


Let's start  
practicing for  
our Christmas  
shows!

Yippee!


I love  
Christmas  
witnessing!

Singing and  
dancing!

\*100%: one hundred percent; completely



Everyone gives the prophecies they received.



The next morning at breakfast.



When we finished singing, we sat down to eat a snack someone had bought for us, and we started to argue about who would get the biggest piece.



We were arguing quietly, so we thought no one would notice.



But lots of people did notice.

People stopped taking the posters from Mom and Dad, and many of the posters that they had already given out were left on the tables. People didn't want to read the back of the posters. They didn't see real love between us boys, so they figured the message on the posters wasn't about real love either.



I get it! We need to practice always being loving to each other. Otherwise we might argue when someone being witnessed to is watching us.



Let's give Jesus a Christmas gift now, and wash the dishes together.

You are known to be My children, so people watch you to find out what I'm like. That's why it's important to be loving and a good sample even when you aren't performing.

Here's a list of times when people might see us and watch our sample, besides when we're actually performing:

- before performing
- after performing
- while getting out the tools
- when in the van traveling to the show or going home
- when out in the city, in a store, or at a park on another day



Can you think of other times when people might see your sample?

Practice time.



Ace and Ryan, no picking and scratching.




Oops!



If we pick our nose or scratch and fidget, it distracts from giving a powerful witness.

Remember when we watched that Russian dance troupe perform? Wouldn't it look odd if one of the dancers picked their nose while performing?



What are some examples of fidgeting that we shouldn't do when performing?

Wiggling.

Running our fingers through our hair.


Picking our nose.

Playing with our costume.


Very good examples!



Let's agree to not do anything at practice that you wouldn't want to do during a performance.



On we go! From the beginning...




Oops, Billy. Face forward, please!

Remember to concentrate on looking and smiling at the audience at all times.



We shouldn't look at other things in the room while performing.



That's right, Billy! You should look at the audience.



It's hard to look at the whole audience all at once.



Stephen

There is usually a Family member sitting in the audience who I look at.



Good idea! Or you can just pick a few people in the audience to look at.

Dress rehearsal.

Tomorrow is our first performance. Are we ready for dress rehearsal?

YAY!!

Uh-oh! Lulu, your blouse has some dirt on it.

It must be from the cat.

After you've put your costumes on it is important to...

...stay clean!

Let's start. Remember to stand up straight and tall.

CHRISTMAS PRAISES IN THE AIR...

Cute! Ryan is dancing the wrong way!

Okay, pause!

Even if you make a mistake, just keep going. The show must go on!

But it was wrong. Shouldn't we stop and do it again?



When you are on stage, it's important not to stop, even if you make a mistake.

Often people won't notice that you made a mistake if you just keep going. But if you stop, then it's a lot more obvious.

Let's start over, and this time if you make a mistake, don't stop.

Christmas praises in the air. Alleluia!

People "something" everywhere ...

The children keep singing until the end of the song.

That was very good. Danni got some words mixed up, but you kept going. Great!

But something else went wrong this time. What was it?

Andy, it didn't come across well when you made that funny face at Danni.

I wanted to let her know she sang the wrong words.

I think Danni knew, and it's best if you just keep looking forward and smiling at the audience.

I wouldn't have known that Danni made a mistake if you hadn't made that face at her.

At the end of dress rehearsal.

Let's change out of our costumes and meet in the kitchen! There is a special snack for you as a reward for all of your hard work!


YIPPEE!!

YIPPEE!!

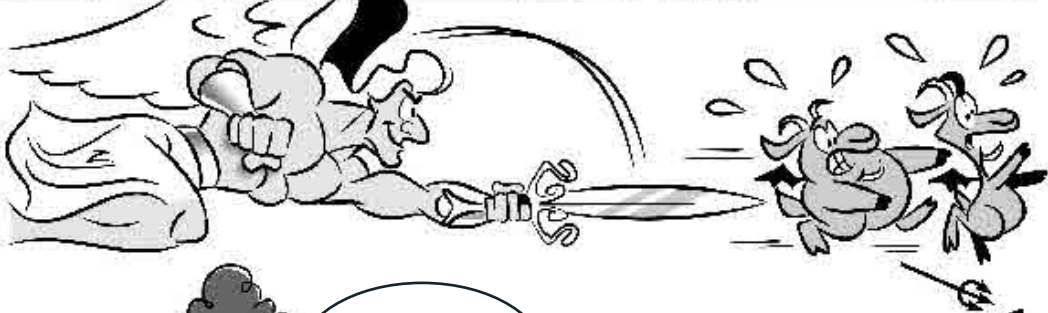
The following day, and first performance.



"Praise not only makes Jesus happy, but it will also make you happy and positive, and will chase the Devil far, far away!"\*



Let's thank Jesus for all He's done for us so far, and is going to do for us today with this show.



Thank You, Jesus, for helping us to learn to love each other more!

Thank You for shining through us with your love today!

Thank You for our nice costumes.

Thank You for all the tools You will help us get out!



On the way to the show.



Let's claim some key promises for our witnessing.


"Ask for key power and your witness will shine with My love."

"I will shine brightly through you as you claim the keys!"

"Claim the keys of witness, and as you do, I will win others' hearts through you!"

"By calling on the keys, Your audience sees, Jesus in you—His love shining through."

CHRISTMAS SALE



Now we can claim some specific keys.

The keys of love!

The keys of unity!

The keys of anointing!


The keys of performing!

The keys of adaptability!

The keys of witnessing!



Can you think of more keys to claim for your Christmas witnessing?

At the end of the performance.



After the performance.





### GOOD MANNERS CHART

- Sit nicely in your chair.
- Don't lean on your elbows.
- Prefer the other children and your elders, and don't choose the biggest piece of a yummy snack.
- Don't grumble or make faces when you are served something you don't care for so much. Take a little and try it.
- Chew with your mouth closed.
- Don't talk with food in your mouth. If you are asked a question, finish chewing and swallow your food, then answer.
- Don't interrupt each other when talking, but talk one at a time.
- Wait for food to be passed to you, or ask for it, but don't reach over another for food.
- Be sure to say "please," "thank you," and "you're welcome."

You might want to put up a manners chart in your dining room. It was a big help to us!



**Before the last performance.**



**Later, on their way home.**

