

"Royal Family News" Briefs!

Letters of Love from members of the King's house!

From Sue:

Dear Dad (& Maria too of course),
I LOVE YOU & WANTED TO WRITE YOU VERY BRIEFLY because I don't want to take your time; & besides I get to see you every day so don't want you to have to bother with returning this or anything.

I JUST WANTED TO WRITE MY THANKS & APPRECIATION for you. And I always want to give you due reverence & respect & to believe & obey & change & yield to your words, the Lord's Words. You teach me so much, & as always I seek them as my refuge & for consolation & mercy & happiness. I love them so much!

I KNOW IF I'M FAITHFUL TO READ & LISTEN, I'll be more deep & more loving & all those wonderful things like Jesus & you. I mean I couldn't be like you because you're so wonderful, but I want to become more as you are & never stray & never disappoint God or you, Lord help me! (GBY! ILY!-Tks!)

THANK YOU FOR HAVING FAITH FOR ME, for all of us, when sometimes I'm sure you wondered. But love never fails is for sure & I know it's your love that's helped me make it. ILY!

THANK YOU TOO FOR TEACHING ME cooking & bed-making & oh so many things! Wow! You're so versatile! (hal!) We're praying for your heart & health.

THANK YOU FOR A REALLY INSPIRING TIME LAST NIGHT & fun too! We all hope we've learned our lesson in not missing any of those golden inspired talks for everyone!—Ro. 8:28. Love, Sue, (PTL! He's faithful!—& so RU!—Tks 4 all Ur TLC! ILY—your D.)

From James Pen:

Dearest Dad & Maria, GBY! ILYAPFY! I hope that you have been having a good & restful day & that you are keeping warm enough! I think that if this weather keeps up I'll be totally converted to long Johns soon! The extra pair of yours that Sue gave me fits very well, & she also found 2 other pairs in the forsake-all, so I am really well equipped now, TTL!

WELL, I MAINLY WANTED TO SAY THANK YOU FOR ALL THE CARE & CONCERN that you have been showing me recently, in making sure that I am warm enough, & seeing to it that I have the right clothes. I was really touched by your genuine sample of looking after all our needs, even when you have so much to do. Thank you for loving us so much.

ONE THING THAT I KNOW BEYOND A SHADOW OF A DOUBT is that you really love each & every one of us, no matter what mistakes we make, or what our shortcomings are. I for one am eternally thankful for your patience with me, as it has truly changed my life in many ways. I hope that daily I can be a blessing to you & everyone else here, & let your sample change my life more each day.

I ALSO WANTED TO THANK YOU FOR THE GENEROUS CHRISTMAS GIFT that you gave each one of us! Just to be here is the greatest Christmas gift of all, & as you said, every day is Christmas here! But thank you very much! The Lord is so good to us, & I will be sure to spend it wisely.

THE FELLOWSHIP DAYS HAVE BEEN SUCH A BLESSING to us all & a tremendous opportunity to get into the Word

& take time with the Lord alone, to get refueled for the coming week, as well as having sharing time with the rest of the family.

I REMEMBER SEVERAL YEARS AGO when I spent a lot of time on faith trips, we always took Sunday to just dig into the Word. It really gave me a good foundation & a desire to hide the Word in my heart. I think the rest of the Family will really welcome it, & that it will bear good fruit in so many ways.

I THINK OF THE QUOTE FROM "WONDER WORKING WORDS": "The Lord said but one thing is needful, to sit at His feet & learn of Him the Words He gives & pass them on to the world!" So thank you so much for insisting that we have this day. Of course, the best part is the Bible studies in the evening! How the Family is going to gobble those up! We look forward to them so much!

ALSO, A FEW NIGHTS AGO WHEN WE LISTENED TO THE ANDY WILLIAMS VIDEO was really touching, to see how the Lord has given you so much love for all these older people. It was a beautiful evening, & the compassion you showed towards our parents' generation, in spite of their shortcomings, was really precious & a sample for us all to be as loving as possible towards them. It was a wonderful evening of fellowship with the Lord!

WELL, AGAIN I WANT TO THANK YOU for all these things—for your love & the privilege of being here. I know that each day is a gift of God, priceless! I love you & pray for you, & am ready to do anything that needs to be done, with Jesus' help! Much love,—your son James Pen. (Thanks! You're all a real blessing to His Work!—Love,—D.)

A Pioneer FF Home In S. America!

2 Americans Go Abroad to Become One with the Latins!—Nationalised Home!

From Crystal:

SINCE COMING TO SOUTH AMERICA 2 MONTHS AGO the Lord has not ceased to pour out the blessings. PTL! It all began with "Americans Abroad" when Maria (who just came from Hong Kong) & myself (coming from Europe) met up in Texas to get a vehicle so we could be mobile in our new field.

THE LORD PROVIDED A VAN in really good condition, & we ventured on to Miami to check out the shipping & flights to S.A. Arriving in Miami just after the riots really gave us a scare, & this got us desperate for God's solution to get us out of there! The Lord showed us clearly to give our vehicle to a sweet Family couple with 3 children whose tent had just been flooded out & whose car was constantly breaking down. It was a great surprise to them when we asked them to go with us for a title change—surely an answer to their prayers.

AS SOON AS WE FORSOOK OUR VEHICLE THE LORD STARTED OPENING DOORS for us to get out of America. It reminded us of "The Exodus", throwing our possessions to the wind to get our ticket out.

OUR FLIGHT WAS DELAYED FOR 11 HOURS, giving us a chance to minister to a Fish we hadn't been able to reach earlier. He was so happy to see us & gave us a good donation.—And once we stepped off the plane in our new field we met no end of helpful gentlemen. Two blondies amongst all these dark-skinned dark-haired Latin American people really causes no small stir! PTL!

WE IMMEDIATELY BEGAN FISHING at a big local hotel & the Lord provided all our needs people we meet. Please pray we



Maria & Crystal flying high for Jesus!—Flying high over S. America via hitchhiking on private planes!—Great way to meet & win friends!

including a studio apartment for a reasonable rent, a real miracle! SINCE OUR ARRIVAL 2 MONTHS AGO we've met many Fish in two major cities who are getting saved & filled & are really changing. We (Crystal & Maria) have now teamed up with 3 Nationals who are really precious new bottles, with the vision to reach the world with the Gospel. Every day we witness, witness & get out Fishing. We are able to provision all our food. There are so many open doors we've only just begun to shake this place up for Jesus!

OUR NEWEST VENTURE IS HITCHHIKING BY PLANE! We've been on five different private airplanes in 3 weeks, including a trip to Miami where we were able to get some needs, visa & met many pilots who are getting turned on to the Love, the Lord & the Letters.

THIS IS ALSO AN OPEN DOOR FOR US TO GET MWM ON THE AIR all over! We've been setting up contacts with people we meet. Please pray we

can become top saleswomen for MWM! ONE MAN I FF'ED IS MANAGER OF A SHIPPING CO. in Miami. He is going to ship two families' caravans & cars over to S.A. He loves the Letters & keeps asking for more, plus he always helps with generous donations for the work. Another Fish is a local Navy captain. After praying with Maria to receive Jesus, he wants to get a nice new apartment for us, pay the deposit & first month's rent. A little bit of love goes a long long way!

SO THE LORD IS REALLY BLESSING OUR HOME WITH LOTS OF FRUIT. Guadalupe is pregnant with no. 2, another "knew disciple". Santiago & Seth, our 2 precious brothers, make it possible for us to do so much Fishing as they're so willing to take care of little Michale & the Home. Thank God for a Family of Love! Bye for now, WLY!—Your little Flirty Fishes in South America.

MAKE A BIKINI!


—from Jasol

HERE ARE SOME IDEAS FOR MAKING YOUR OWN BIKINI—customised to suit your personality & figure! You can use almost any fairly thin material for the suit. Jersey works very well as it is a bit stretchy. For knits & jerseys, sew seams, hems & tunnels with a narrow zig-zag stitch if possible, which will stretch with the material. If a woven material, not knitted, is used, be sure to zig-zag edges after cutting, or turn edges under twice on hems & tunnels to keep them from ravelling. If you're a good seamstress you might want to make matching ties from the same material as your suit, but it's easier to use soft cord which you can find in the sewing department of big stores. Even shoe laces can make good ties (look for the kind that is one continuous piece which you cut to the right length). You will need only a few scraps of material for the suit, (if you buy material, 30 cm is enough), & 3 to 4 meters of soft cord.

STARTING AT THE TOP: Here's a pattern that looks nice on girls with small breasts! Cut two quarter circles, 18½ cm on each straight side. Turn under the straight edges to form narrow hem, stitch. Turn under the curved edges 1½ cm to make tunnels, stitch. Cut 2 pieces of cord 45 cm long. Sew one to corner "x" of each triangle. Knot free ends. Cut one piece of cord 110 cm long. Thread thru both tunnels, knot ends.

For girls with larger breasts, make each triangle from 2 smaller triangle shapes sewn together (see "Mountain-Maid" Pattern on opposite page. This gives more fullness to the bra cup. Sew "Side-Front A" to "Center-Front B" on the curved edges, matching notches. Proceed as above, turning under straight edges, making tunnels & attaching ties at "x".


There are quite a few different ways to wear this bikini top. See pictures below! You can add large beads to the ties—this is pretty on a solid color suit.



Normal way-- add beads!



Tie in front for easier access.

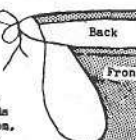


Long cord around neck--tie in front. Short cords tie in back--sexy!



To tie this way you need longer cord thru tunnel & shorter cords attached at x.

FOR THE BOTTOM: Use a favorite panty as a pattern, one Bottom Back and one Bottom Front, placing each pattern on fold of material. For very thin or semi-transparent material, cut 2 Bottom Fronts for double thickness (keeping two pieces together, treat as one piece of material). For woven, not knit material, cut on bias for better fit. Sew bottom seam matching notches. Turn under side edges to form narrow hem, stitch. Turn under front & back top edges to make tunnels, stitch. Cut 2 pieces of elastic 2 cm shorter than top edges of front & back. Thread these pieces of elastic thru their tunnels & sew ends of elastic securely to panty corners. Cut 2 pieces of cord 15 cm long. Sew firmly to back corners of bikini bottom (thread on beads if desired) then sew firmly to front corners of bikini bottom. Be sure to try it on to adjust cords to right length. OR cut 4 pieces of cord 25 cm long & sew 1 piece to each corner of panty. Tie on sides as illustrated.



Penny Pinchers Household Hints!

Tips on Economising & Saving the Lord's Money in Your Home!

From "Heloise's Work & Money Savers" by Heloise Cruise.

WHEN BUYING NEW PAJAMAS for children, get a size larger than required. Thread elastic thru' the hems at wrists & ankles.

DON'T THROW AWAY USED ALUMINUM FOIL. When wedged or crushed together, it makes a very effective scouring pad for pans & casseroles.

CUT THE CUFFS OF WORN-OUT RUBBER GLOVES into narrow strips. This will give you rubber bands that will last for quite some time.

DON'T THROW AWAY ENVELOPES that haven't been sealed. Save the flaps. When I have to leave a note I just set the glue & stick the note up in plain sight. They're good for labelling tool.

WHEN YOU THINK YOU NEED NEW BATTERIES in your tape recorder or transistor radio, first remove only one battery & insert a new one. If this doesn't change the speed, sound etc., most likely the one you removed is still good! Put it back & continue from there. Most times all you need is one new battery, not four!

TO RESTORE FADED BLUE JEANS, simply drop them into the washer with a pair of new ones.

FOR PAJAMAS WITH FEET, put iron-on patches on the soles to make them last longer.

STARCH YOUR POT HOLDERS (oven cloths). They last longer, stay cleaner & grease won't soak in.

WHEN BABY'S PLASTIC PANTS BECOME STIFF, take them from the washer & pop them into the dryer with a full load of towels. This will soften them.

THE BEST WAY TO REMOVE KITCHEN GOO collected on kitchen cabinets etc. is to add ½ cup kerosene to a pail of hot water.

WHEN YOU DEFOST YOUR REFRIGERATOR, dry the freezer compartment inside with a towel & put shortening (solidified, not oil) on a paper napkin & wipe the metal parts inside the freezing compartment. And by golly, the next time you defrost, the ice will fall off like magic.

TO LEAVE A FLOOR NICE & SHINY after mopping, let dry & then go over the floor again after pouring a cup of vinegar into clean water.

A MUFFIN PAN makes a darling bed tray for a sick child. IF YOU USE RAZOR BLADES, keep the razor in a little jar of alcohol & it won't rust & the blade lasts for ages.

USE BAY LEAVES TO DISCOURAGE WEEVILS. If you put a bay leaf in your flour, corn meal & all such staples, 'tis said you will never have a weevil.

WHEN MOVING, instead of packing all dishes in papers, try wrapping them in face cloths, bath towels, wash cloths & anything that was in the linen closet.

When you unpack, the clean dishes should go right on the shelves without washing & the linens back into the closet.

WHEN HEATING MILK, if you rinse the pan first in cold water before pouring the milk in, the milk will not stick.

TO CURE SORE THROATS you can use many things—vaseline, talcum powder, olive oil, corn oil, peanut oil or any kind of oil you have around.

A SPACE-SAVING WAY TO STORE EXTRA BLANKETS is right on the bed, under the mattress.

IF A COVERED BUTTON COMES OFF YOUR SOFA, find a hairgrip & slip it thru' the upper side of the button. Then with the ends together, shove the hairgrip right into the sofa with the button bringing up the rear. The ends will open inside the sofa & the button will stay on.

OVEN OR BROILER TRAY: You won't have to clean it nearly so often if you keep a sheet of aluminum foil on it.

THE CHEAPEST WAY TO MAKE FLOWERS LAST is to keep on cutting their stems. Even when you've just snipped them in the garden & brought them in, cut them again. Otherwise their little pores seal themselves faster than you'd believe & they don't get the water they need.

BABY OIL WILL REMOVE ADHESIVE TAPE stuck to the skin.

SAVE DABS OF COTTON that come in the tops of aspirin & vitamin bottles etc. Use them for removing nail polish, as swabs etc.

SAVE WATER WHILE SHOWERING. Turn on the water & after wetting down turn water off. Then put soap on a wet washcloth & bathe away. Then turn on the shower to rinse off. This method takes only about 2 gallons of water.

PATCHES FOR BLUE JEANS: Instead of running to the store, remove one of the many pockets & cut to size needed. Makes a wonderful patch!