



NEWS —BY YOU!

Vol. 7, No. 7 D.O.

Edited by The Zs.

WE'RE NOW—

111 Nationalities

PREACHING THE GOSPEL IN....

85 Countries!

Dearest Family,

God bless you all! Here's the second set of "Nationalities" of Live-In Family members, by birth, taken from the September 1978 Home Servant Reports.

We're now 111 nationalities!—Up 13 from the last time I compiled a list like this last April (see FN Vol. 4, No. 10)! Praise the Lord!

Those countries marked with an asterisk (*) are new: Macau, Madag-

ascar, British Honduras, Aruba (West Indies), Guam, Palestine, Mozambique, Viet Nam, Monaco, Morocco, Eritrea, Zambia, Senegal, Liberia and Gabon. The totals for the World do not equal the Totals for Live-in Members on the Sept. Stats, as some reports were either incomplete or late. Nevertheless, it is very encouraging, to say the least! Hallelujah!

Love, Keros,
your W.S. stats-keeper.

TOP TWENTY NATIONALITIES

Country	Total Live-in	% of Total Live-in	Live-in Adults	Live-in Children
1. U.S.A.	1,492	31.3%	1,140	352
2. Canada	279	5.9	219	60
3. British Isles	245	5.1%	163	83
4. France	233	4.9%	136	97
5. Brasil	218	4.6%	156	62
6. Japan	202	4.2%	162	40
7. Italy	186	3.9%	93	93
8. Australia	179	3.8%	120	59
9. Germany	164	3.4%	117	47
10. Spain	153	3.2%	103	50
11. Netherlands	113	2.4%	61	52
12. Mexico	96	2.0%	58	38
13. Venezuela	81	1.7%	43	38

<u>Country</u>	<u>Total Live-in</u>	<u>% of Total Live-in</u>	<u>Live-in Adults</u>	<u>Live-in Children</u>
14. Sweden	63	1.3%	34	29
15. Colombia	62	1.3%	40	22
16. Denmark	60	1.3%	37	23
17. Philippines	59	1.2%	32	27
18. Peru	57	1.2%	43	14
19. Norway	55	1.2%	39	16
20. Switzerland	53	1.1%	32	21
21. New Zealand	48	1.0%	34	14
22. Portugal	48	1.0%	28	20

<u>Country</u>	<u>Total Live-in</u>	<u>Live-in Adults</u>	<u>Live-in Children</u>	<u>Country</u>	<u>Total Live-in</u>	<u>Live-in Adults</u>	<u>Live-in Children</u>
23. Argentina	41	28	13	54. Panama	5	4	1
24. India	40	17	23	55. Iran	5	0	5
25. Costa Rica	38	22	16	56. Curacao, W.I.	4	4	0
26. Puerto Rico	33	11	22	57. Nicaragua	4	3	1
27. Greece	31	7	24	58. Uruguay	4	3	1
28. Belgium	30	17	13	59. Kenya	4	2	2
29. Austria	21	16	5	60. Malta	4	2	2
30. Malaysia	20	15	5	61. Dominican Rep.	4	1	3
31. Jamaica	18	13	5	62. Surinam	3	3	0
32. Hong Kong	18	12	6	63. Cuba	3	3	0
33. Ecuador	18	10	8	64. Korea	3	1	2
34. Ireland	17	15	2	65. Tunisia	3	1	2
35. Indonesia	17	11	6	66. Libya	3	1	2
36. Singapore	16	11	5	67. Luxembourg	3	1	2
37. Thailand	13	4	9	68. Jordan	3	0	3
38. Chile	11	11	0	69. Nigeria	3	0	3
39. South Africa	11	9	2	70. Hungary	2	2	0
40. Finland	11	9	2	71. Ethiopia	2	2	0
41. Guatemala	11	6	5	72. Morocco*	2	2	0
42. Turkey	11	1	10	73. Poland	2	2	0
43. Trinidad	9	6	3	74. Aruba, W.I.*	2	2	0
44. Sri Lanka	8	7	1	75. Angola	2	2	0
45. Honduras	8	7	1	76. Mozambique*	2	2	0
46. Bolivia	8	4	4	77. Cameroon	2	2	0
47. Cyprus	7	0	7	78. Tahiti	2	1	1
48. Iceland	6	5	1	79. Martinique	2	1	1
49. Taiwan	6	5	1	80. Lebanon	2	1	1
50. El Salvador	6	3	3	81. Liberia*	2	1	1
51. Algeria	5	5	0	82. Bahamas	2	0	2
52. Yugoslavia	5	5	0	83. Pakistan	2	0	2
53. Israel	5	5	0	84. Madagascar*	1	1	0

Country	Total Live-in	Live-in Adults	Live-in Children
85. Borneo	1	1	0
86. Brunei	1	1	0
87. Iraq	1	1	0
88. Red China	1	1	0
89. Palestine*	1	1	0
90. Togo	1	1	0
91. Rhodesia	1	1	0
92. Viet Nam*	1	1	0
93. Egypt	1	1	0
94. New Guinea	1	1	0
95. Monaco*	1	1	0
96. Djibouti	1	1	0
97. Eritrea*	1	1	0
98. Zambia*	1	1	0
99. Guyana	1	1	0

Country	Total Live-in	Live-in Adults	Live-in Children
100. Ghana	1	1	0
101. Gabon*	1	1	0
102. Barbados	1	0	1
103. Macau*	1	0	1
104. Bangladesh	1	0	1
105. Haiti	1	0	1
106. Brit. Hond*	1	0	1
107. Am. Samoa	1	0	1
108. Guam*	1	0	1
109. Nepal	1	0	1
110. Kuwait	1	0	1
111. Senegal*	1	0	1
WORLD	4,759	3,254	1,505


Pre-School Teaching Tips!

by Morning Sun in Chile.

READING: ACTION CARDS

You can make these simply using stiff paper. Write the word and draw a stick figure of the action. Introduce the words by showing them at least five times a day and simultaneously telling the child what it says.

Children love to pick out a word, read it and do the action. Or you can turn them all face down and let them pick one, read it and do the action. It's great fun for you, too! You can add new words daily.



Here's a list of some action words: smile, walk, run, jump, fly, wink, laugh, sneeze, stand, sit, fall, roll. This reading game is great for teaching foreign language vocabulary, too!

READING & PRACTICAL LIFE —MY HOUSE

On stiff paper, draw a house about a meter high. Put it on the wall. Talk about the different rooms in the house, the different furniture, appliances and activities.

Look through magazines with the child and cut out pictures of household furniture or activities and put them in the appropriate rooms.

Make name cards of stiff paper and place in the appropriate rooms and under the pictures of furniture, etc. One suggestion is not to overdo it in one day. This activity can

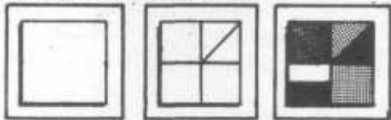


continue for days.

Each day the child can review and learn new words using these games: (1) Mix up the name cards and have the child put them under the right picture or in the right room. (2) Move some of the pictures and name cards into the wrong rooms and ask the child if he sees anything out of place. This can be quite humorous! (3) Put a variety of small household articles such as a toothbrush, spoon, napkin, soap, clothespin, etc. into a bag and let the child feel them and guess what each object is and what room it belongs in. (4) Let the child learn the written names of these objects and place the name cards next to the object.

HAND COORDINATION: PUZZLE

Using square pieces of coloured paper, cut them in half, then in half again. Draw the same size square on stiff white paper. Ask the child to fit several of the cut-outs together to fit within the lines of the square. The children love to mix different colours and paste them down. A paintbrush is good for applying the paste.




STENCIL DESIGN

On stiff paper, cut out stencil designs of different shapes. Show the child how to colour inside the design using either crayons or a bit of a sponge dipped in paint thickened with detergent. He can repeat this until he's made a beautiful design!

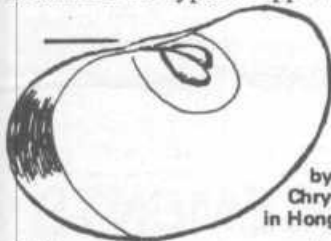
PETAL PASTING

On stiff paper, draw several flowers with large petals. Glue on one or two petals using coloured paper (gift wrapping paper is good), cut to fit the petal. Leave some petals unfilled and ask the child what is missing from the flowers. Show him how to paste the petals, giving him pre-cut petals, paste and paste brush.





If possible, visit an apple orchard with the children, or a fruit market. Look at all the types of apples.



by
Chrysolite
in Hong Kong

With apples in season now in most of the world and many of the Family receiving them in abundance through provisioning, like we are here in Hong Kong, I wanted to share a few ideas on using apples. The recipes are quick and easy enough for the children to help!

BASIC APPLESAUCE

Peel, core and slice as many apples as needed (they shrink when cooked) and cook over low heat with only a small amount of water until soft, about ten minutes.

When cool, put them through a blender, or mash with a fork or potato masher.

Let the child pick some good ones as you show him what to look for in choosing good fruit. Talk about how apples grow on trees. He can ask the grocer how much the apples cost and pay for them himself.

When you get home, take a good look at those apples. What is similar about all of them? What is different? Cut them in half. What is inside of each? Talk about all the different parts—the skin, stem, seeds. Show a genuine interest in God's creation and it will be absolutely fascinating to your child.

Draw an apple on stiff paper and colour each part a different colour—skin red, stem green, seeds brown and cut it out. —Morning Sun.

APPLE RECIPES!

Add cinnamon and honey to taste. A little lemon juice is nice, too. Use applesauce as a topping for cereals or mix with yogurt. Add vanilla and sprinkle with toasted wheat germ or granola and/or nuts.

APPLE CRISP

6 apples
3/4 cup whole wheat flour
3/4 cup brown sugar or honey
1/2 teaspoon cinnamon
1/2 cup butter or margarine
Place sliced apples in a buttered baking dish. Mix flour, sugar or honey, cinnamon and butter until crumbly. Sprinkle evenly over the fruit and bake in moderate oven (350 degrees) for 30-45 minutes or until apples are tender.

BAKED APPLES

Wash and core as many apples as

desired. From the core, cut a small portion to act as a plug for the bottom of the apple. Place apples in a baking dish.

Fill the hole with raw sugar, peanut butter & raisins, peanut butter & granola or peanut butter & wheat germ. Add a dab of honey on top. Bake until soft.

Variation: Leave the hole empty and when the apples are done, pour custard over the top.

APPLE CUSTARD

2 apples

2 eggs

2 Tablespoons honey

Preheat oven to moderate (350 degrees). Core the apples and cut into thin slices. Pour honey over them. Beat eggs and fold into apples. Bake in well-buttered baking dish for 30 minutes.

APPLE/BANANA PUDDING

2 cups ripe bananas, mashed

½ cup applesauce

2 Tablespoons peanut butter

2 Tablespoons honey

Stir all ingredients together until smooth and chill. Sprinkle with cinnamon or wheat germ before serving.

P.S. from Editor: Raw apples when grated are great in carrot or other salads and can be substituted for carrots in carrot cake!—And here's a suggestion from Family Care:

Raw grated apples are great "mixers" for introducing toddlers to raw salad vegetables! *Grate equal parts of fresh carrot and fresh apple, mix with a little oil or cream and serve at once. *Three-fourths grated apple and one-fourth grated beet is a good mixture. *Mix well-mashed banana with finely grated apple. *Mash a fresh peach with grated apple and a little orange juice.

BIRTH ANNOUNCEMENTS!

LATIN AMERICA

BOY—Victor, to Nahum & Dulcinea; Hato Rey, Puerto Rico—6/8.

BOY—Jose, to Esther Libre; Guayaquil, Ecuador—15/8.

BOY—Francisco, to Lucas & Samaria; Matamoros, Mexico—25/9.

BOY—Abner, to Heber & Betesda Arbol; Ciudad Juarez, Mexico—Sept.

BOY—Andre, to Obadias & Kalita;

Sao Paulo, Brasil—7/9.

GIRL—Crystal, to Alegria; Caracas, Venezuela—13/9.

GIRL—Lluvia Esther, to Luna Selah; Barquisimeto, Venezuela—3/9.

TWIN BOYS, to Zephaniah & Esther; Bayamon, Puerto Rico—23/9.

GIRL—Sunshine, to Jonathan & Judith Bond; La Paz, Bolivia—21/9.

HOPE TO HEAR FROM YOU SOON!—WLY!

DAD'S ADDRESS: M. Nees Clark, Apdo. 35090, Madrid, Spain (with Attn: Keren in lower left corner). Please do not use COG, FOL, Dad, MO, etc. on the envelope!

FAMILY NEWS ADDRESS: Maria Campos, Apdo. 46131, Madrid, Spain (with Attn: FN in lower left corner). Please do not use COG or FOL anywhere on the envelope!

Our little pin-up girl says, "Where's Adam?"—Regina (2), daughter of Bithia Masseuse in Basel, Switzerland. Photo by Petrus Pinocchio.

FAMILY NEWS compiled, typed & layed out by Zebedee & Zorah Rabbit.
Photowork by Zebedee Rabbit. *A World Services Publication.

AVAILABLE AT LAST!

Volume IV ~ The 'FF' Volume!

The MO Letters 501-600

Hottest Volume Ever Published!

-And We Mean HOT! - D. Only!

- * All Letters, 501-600, in their complete, original, unedited form!
- * Vividly illustrated from cover to cover!
- * Beautiful brown leatherette cover!
- * Printed on top-quality Bible paper! (like Vol.III)
- * With a new, thorough Index and exhaustive, detailed, topical breakdown on all aspects of Fing!
- * Paragraph-by-paragraph Contents Summaries on all Letters!
- * Mailed direct to your door immediately upon receipt of your payment and order!

Available for Only US\$10 (or EQUIV.)

What "fisher of men" can afford not to order this priceless Volume — the FF Manual! —A real bargain at this price!

* To ensure that all members of your Home have sufficient funds to order their copy of Vol. IV as soon as possible, perhaps your Home can make a special group fund-raising effort for this purpose, that "distribution (of the Volumes) may be made unto every man according as he has need". (Acts 4) — G.B.YI

Send all orders to: Gold Lion Publishers, Box 20854, C.W.B. P.O., Hong Kong.

Be sure to use this coupon to place your order and send direct to G.L.P.
Please print clearly in Block Capitals.

Please send me the following by postpaid surface mail:

Quantity

The MO Letters Vol. IV _____
Total amount enclosed with order:

Payment must accompany order in cash,
bank draft or money order payable to:
Gold Lion Publishers

U.S.\$ _____ (or equiv.)

My Name: _____

Mailing Address: _____

Please allow at least 1 month for delivery.—Thanks!